

# Pool Gate & Fence Fact Sheet



Updated December 2024

For questions, please contact the Miami Township Community Development Department at (513) 248-3731.



# Inground Pool Fence Checklist:

- If a pool is present, a fence must enclose the pool and be at least 48” above grade, 72” maximum.
- Gates and fences shall not have openings of more than 6”, if no wire mesh is present. For example, if the fence is open-face such as split-rail, wire mesh must be on the outside of the fence.
- From an open position of 6”, gates **MUST** be self-closing and self-latching around pools. Gates must be mounted so they do not drag on the ground.
- The latch must be installed 54” above grade. If it is less than 54”, the latch must be installed on the inside of the fence.


# Above Ground Pool Fence Checklist:

- For above ground pools, if the wall height is at least 48” above grade, a fence is not necessary around the pool. However, if the pool walls are under 48”, a fence is required around the pool.
- For the entrance of above ground pools, at least a 48” tall fence is required around the entrance to the above ground pool with a self-closing, self-latching gate.
- If a deck serves as the entrance to the above ground pool, the self-closing and self-latching gate protecting the entrance to the pool shall be at least 48” tall at the entrance to the deck. The latch should be on the inside of the fence.
- Gates and fences shall not have openings of more than 6”, if no wire mesh is present. For example, if the fence is open-face such as split-rail, wire mesh must be on the outside of the fence.
- From an open position of 6”, gates **MUST** be self-closing and self-latching around pools. Gates must be mounted so they do not drag on the ground.
- The latch must be installed 54” above grade. If it is less than 54”, the latch must be installed on the inside of the fence.
- Self-closing, self-latching ladders and/or removable ladders do not satisfy the entrance requirement.



# Enclosure Example for Above Ground Pools

- The gate must be self-closing and self-latching at the entrance of the enclosure.
- Self-closing, self-latching ladders and/or removable ladders **do not** satisfy the enclosure requirement.



The gate must be mounted so it does not drag on the ground!



On a deck around an above ground pool, the fence and gate shall be at least 48” tall.  
A self-closing, self-latching gate is required.

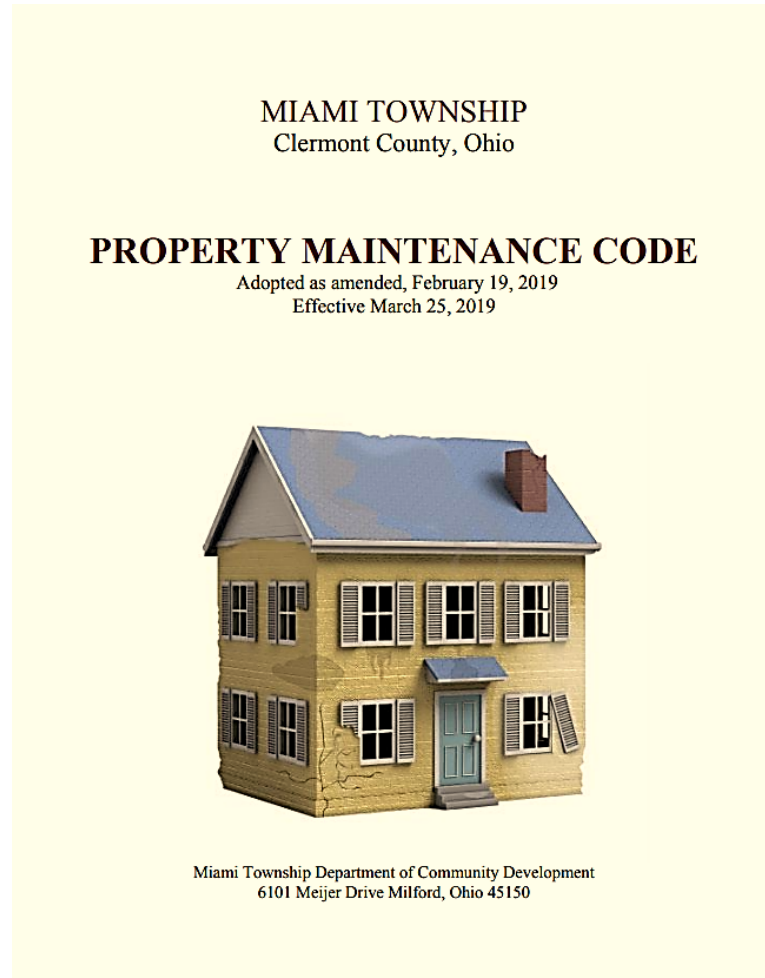




# Miami Township Property Maintenance Code

## Section 303

The complete Miami Township Property Maintenance Code can be found at [www.miamitwpoh.gov/zoning](http://www.miamitwpoh.gov/zoning).




### SECTION 303 SWIMMING POOLS, SPAS AND HOT TUBS

**303.1 Swimming pools.** Swimming pools shall be maintained in a clean and sanitary condition, and in good repair.

**303.2 Enclosures.** Private swimming pools, hot tubs and spas, containing water more than 24 inches (610 mm) in depth shall be completely surrounded by a fence or barrier at least 48 inches (1219 mm) in height above the finished ground level measured on the side of the barrier away from the pool. Gates and doors in such barriers shall be self-closing and self-latching. Where the self-latching device is less than 54 inches (1372 mm) above the bottom of the gate, the release mechanism shall be located on the pool side of the gate. Self-closing and self-latching gates shall be maintained such that the gate will positively close and latch when released from an open position of 6 inches (152 mm) from the gatepost. No existing pool enclosure shall be removed, replaced or changed in a manner that reduces its effectiveness as a safety barrier. **Exception:** Spas or hot tubs with a safety cover that complies with ASTM International Performance Specifications for Safety Covers shall be exempt from the provisions of this section.





54"

48"

Self-Closing Spring

Mount gate high enough not to drag



- The spring creates the energy necessary to self-close the gate. The self-closing feature is mandatory. Spring loaded hinges work as well.
- The gate must self-close and latch from an open position of 6". The gate must be mounted so it does not drag on the ground.






# Common Pool Latches

- On the outside of the fence, the latch must be placed no less than 54” above grade.
- If it is placed less than 54”, the latch must be placed on the inside of the fence.



# Magna Latch

- The latch should be placed no less than 54” tall. Magna latches may be used to achieve the minimum 54” height requirement.





# Dual Gate Example

- The gates must be mounted so that they do not drag on the ground.
- The image below shows the magna latch and spring closure mechanism.



If the fence is open-face such as split-rail fencing, wire mesh is required on the outside of the fence.





# Pool Covers

- An addition of a pool cover can be great. However, **pool covers cannot be used to replace the Township's fencing requirement.**
- Even with the presence of a pool cover, the pool fence requirements still need to be met.



**Pool covers  
do NOT  
substitute  
fence  
regulations**

## For more information:

- Call the Miami Township Community Development Department at (513) 248-3731.
- Our office hours are Monday-Friday 8am-4:30pm.
- You can also visit our website!  
[www.miamitwpoh.gov/zoning](http://www.miamitwpoh.gov/zoning)

